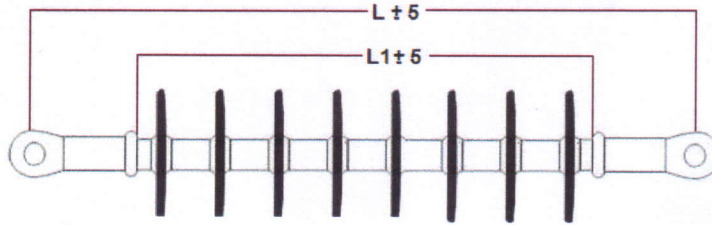

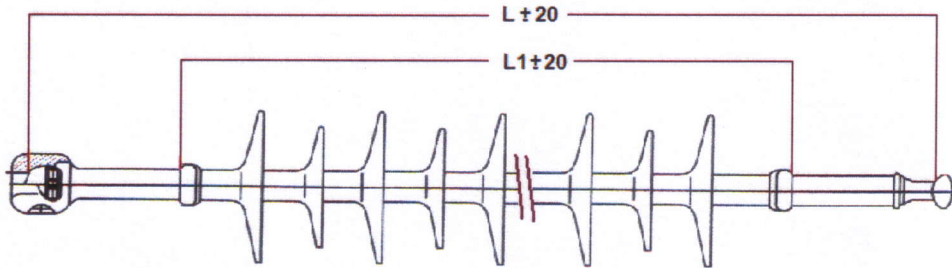


LONG ROD - SUSPENSION COMPOSITE INSULATOR

12-35kv



66-500kv



Cat No.	Rated Voltage (KV)	Mechanical Load (KN)	Section Length (mm) L	Min Arc Distance (mm) L1	Leakage Distance (mm)	Lightning Impulse Withstand (BIL-KV)	Power Frequency Withstand (Wet-KV)
FXBW4-12	12/15	70/100	355	169	440	95	45
			345	169			
FXBW4-24	24/27	70/100	446	261	690	185	95
			436	261			
FXBW4-35	33-38	70/100	538	353	900	230	105
			528	353			
FXBW4-12L	12/15	70/100/120	345	155	465	95	45
			355				
FXBW4-24L	24/27	70/100/120	435	245	755	185	95
			445				
FXBW4-35L	33/38	70/100/120	615	425	1300	230	105
			625				
FXBW4-66	66/72	100/120/160	900	680	2200	410	185
FXBW4-110	110/132	100/120/160	1240	1012	3200	510	230
FXBW4-145	132/145	100/120/160	1660	1440	4600	600	260
FXBW4-220	220/240	100/120/160	2160	1930	6300	1000	395
FXBW4-330	310/350	100/120/160	2990	2600	8600	1425	570
FXBW4-500	500/550	100/120/160	4080	3730	12250	2250	740